

Hoosier Academy, Inc.
Regular Board Meeting Minutes
October 23, 2018

Upon determining the presence of a quorum, Board President John Marske
5:43P.M. Tuesday, October 23, 2018.

Chairman Marske read the Board Mission: 1) make sure that our school acc
chartered to produce (i.e. student achievement) and 2) Make sure that nothin
imprudent occurs.

Name	Present	Absent	Arrived Late	Departed Early
John Marske	✓			
George Giltner	✓			
Gary Meyer	✓			
Maurice Boler	✓			
Andrea Gilmartin	✓			
Michelle Study-Campbell		✓		

Others in Attendance:

K12 Representatives	HA Staff	Community
Enrico Rudolph Kathy Coe Elizabeth Lamey Patsy Woods Liz Roth Kris Phillips Amelia Torres Jill Landers Jennifer Waterman	Alissa Davis Stephen Giannotti	

B. Approval of the September

Mr. Giltner motioned to approve the September 25, 2018 minutes. Mr. Boler seconded. Mr. Marske, Mr. Meyer, absent; Ms. Study-Campbell, yes; and Mr. Giltner, motion passed.

C. Adoption of the October Agenda

Mr. Marske presented the October 23, 2018 agenda as presented. Ms. Study-Campbell motioned to approve the September 25, 2018 agenda as presented. Mr. Giltner seconded. ROLL CALL: Ms. Study-Campbell, yes; Mr. Marske, yes; Mr. Meyer, yes; Mr. Marske, yes; and Mr. Giltner, yes. The motion passed.

Hoosier Academy, Inc.
Regular Board Meeting Minutes
October 23, 2018

Upon determining the presence of a quorum, Board President John Marske called the meeting to order at 5:43P.M. Tuesday, October 23, 2018.

Chairman Marske read the Board Mission: 1) make sure that our school accomplishes the outcomes it was chartered to produce (i.e. student achievement) and 2) Make sure that nothing illegal, unethical, or imprudent occurs.

Name	Present	Absent	Arrived Late	Departed Early	Electronic Participation
John Marske	✓				✓
George Giltner	✓				
Gary Meyer	✓				✓
Maurice Boler	✓				
Andrea Gilmartin		✓			
Michelle Study-Campbell	✓				

Others in Attendance:

K12 Representatives	HA Staff	Community Members
Enrico Rudolph Kathy Coe Elizabeth Lamey Patsy Woods Liz Roth Kris Phillips Amelia Torres Jill Landers Jennifer Waterman	Alissa Davis Stephen Giannotti	

B. Approval of the September Minutes:

Mr. Giltner motioned to approve the September 25, 2018 minutes. Mr. Boler seconded. ROLL CALL: Mr. Boler, yes; Mr. Marske, yes; Mr. Meyer, absent; Ms. Study-Campbell, yes; and Mr. Giltner, yes. The motion passed.

C. Adoption of the October Agenda:

Mr. Marske presented the October 23, 2018 agenda as presented. Ms. Study-Campbell motioned to approve the September 25, 2018 agenda as presented. Mr. Giltner seconded. ROLL CALL: Mr. Boler, yes; Mr. Marske, yes; Mr. Meyer, absent; Ms. Study-Campbell, yes; and Mr. Giltner, yes. The motion passed.

D. Oral Communication:

None.

III. Hoosier Academy, Governance and Organization

A. Resolution 2018-22 Approval Teacher Appreciation Grant Policy

Mr. Giltner motioned to approve Resolution 2018-22, Resolution to Adopt Teacher Appreciation Grant. Ms. Study-Campbell seconded. ROLL CALL: Mr. Boler, yes; Mr. Marske, yes; Mr. Meyer, absent; Ms. Study-Campbell, yes; and Mr. Giltner, yes. The motion passed.

B. Resolution 2018-23, Approval of Internal Crisis Referral Process

Mr. Boler motioned to approve Resolution 2018-23, Resolution to Adopt Mandatory Reporting of Suspected Child Abuse or Neglect and Crisis Referral Procedure. Ms. Study-Campbell seconded. ROLL CALL: Mr. Boler, yes; Mr. Marske, yes; Mr. Meyer, absent; Ms. Study-Campbell, yes; and Mr. Giltner, yes. The motion passed.

The teachers and staff are aware of the internal crisis process and procedure.

C. Resolution 2018-24, Approval of Visitor Policy

Ms. Study-Campbell motioned to approve Resolution 2018-24 Resolution to Approve Visitor Policy. Mr. Boler seconded. ROLL CALL: Mr. Boler, yes; Mr. Marske, yes; Mr. Meyer, yes; Ms. Study-Campbell, yes; and Mr. Giltner, yes. The motion passed.

D. Insight Vision and Mission Statement Discussion

The Insight vision and mission statement has gone through proposed changes based on the feedback from the board. The board would like to see the words prepared academically in the mission statement. Ms. McFann will circulate the vision and mission with the proposed changes for one final review.

E. Suspension and Expulsion Initial Review

The suspension and expulsion letters are aligned to the disciplinary actions outlined in the Student Code of Conduct. The letters have been vetted through legal to ensure that the steps outlined are in compliance to state code. The board questioned if K12 could have provided the template for the letters. Ms. Roth stated that because each state is unique and different.

F. Insperity Insurance and Benefits Initial Review

The finance committee was presented with the renewal costs during and the board has those documents available to them in Dropbox. Ms. Coe and Ms. McFann are still working with Insperity to gather additional pieces of information. There is another package option to consider, in addition to the prices for the current package. The finance committee recommended that the HR committee meet prior to the November board meeting to discuss package options. The HR committee members are George Giltner and Michelle Study-Campbell.

G. Insight Renewal Update

The onsite visit for the Ball State reauthorization visit along with the AdvancED accreditation team has been postponed to December 11th, 12th, and 13th. The reason for the new dates is that Ball State wants to ensure that there are four members who have online experience. Ball State is pleased with the documents that have been submitted.

II. Hoosier Academy, Financial, Legal, and School Operations

A. Financial Report, Enrico Rudolph

Mr. Rudolph reviewed the financials for September. The forecasted revenue has a decrease for Indy of \$236k due to low enrollment and an increase of \$109k in Title I funding. There was an increase in overall school expenditures. The most notable are \$21k for general liability insurance; \$95k decrease in K12 invoices; and \$102k increase will go to personnel expenses mostly due to the increase in Title I funding. There will likely be interventionists hired for math and English at Insight. K12 charges, such as technology services, educational services, oversight/sponsor fees, and instruction fees, are aligned to enrollment. General liability insurance went up for \$21k because virtual carried the cost, but the insurance belongs to hybrid. We realigned so that hybrid is carrying the cost. There was an overall increase in cash balance of \$48k; inflow if state aid for FY19 enrollment projection and restricted fundings. Outflows consist of payroll, K12, and other items.

Last month the board asked that we look into student teacher ratios to potentially hire a math and English teacher, and Mr. Rudolph stated that we plan to hire interventionists because after analyzing the data, and identifying additional Title I funds, we could not justify hiring teachers. The interventionist will help alleviate some of the workload for the math and English teachers. The student teacher ratios will not go down, but it will help with small group and MindPlay time. An interventionist cannot teach a core content class, and they will be a licensed teacher qualified to teach math and English. The board is Mr. Rudolph stated that we budgeted for 17 teachers and there are currently 18 without interventionist. The board asked how it is possible to have such high student teacher ratios if we have 18 teachers. Mr. Rudolph explained that the budget is assumptions and we assumed when working on the budget in April/May, using current numbers, that a student has an average of four courses, and the teacher ratios were 1:175. Back then, the numbers were correct. We are still in discussion and looking at a long-term solution. We currently have three job postings posted with Insperity and working on posting for a SpEd. When we hire those positions, that will not have an impact because these are backfill positions. The board asked what we can do to work with K12 to get these ratios to what you see in a traditional brick-n-mortar. Ms. Roth and Mr. Rudolph replied that going back to the drawing board and identifying what is normal for Insight; what are the best ratios to meet the needs of students. The board stated that we cannot wait on this and fears that second semester is too late. Ms. Roth will continue to look and work on this topic.

Mr. Meyer motioned to accept the September financials subject for review and audit. Mr. Boler seconded. ROLL CALL: Mr. Boler, yes; Mr. Marske, yes; Mr. Meyer, yes; and Mr. Giltner, yes. The motion passed.

Mr. Rudolph reviewed the September vouchers. There are some virtual vouchers dealing with closed grants, and the school is still receiving notification from parents saying IPS checks were lost or never received so the school has to void out original and send a new one.

Mr. Meyer stated that the finance committee to review the vouchers and found nothing unusual and motioned to accept the September 2018 vouchers for Insight and Indy for audit. Ms. Study-Campbell seconded. ROLL CALL: Mr. Boler, yes; Mr. Marske, yes; Mr. Meyer, yes; and Mr. Giltner, yes. The motion passed.

B. PRF

Hoosier Academies Network of Schools Enrollment 2018-2019 School Year

Insight School of Indiana

Grade	July	August	September	October	November	December	January	February	March	April	May	June
K												
1												
2												
3												
4												
5												
6												
7	26	36	35	33								
8	79	79	79	78								
9	123	108	107	106								
10	166	153	178	177								
11	229	176	183	181								
12	267	219	217	192								
Total	890	771	809	767								

D. Compliance Report, Kathy Coe

We are up to date on other submissions. Currently working on curricular materials, formally known as textbook reimbursement. We have submitted numbers for curricular materials, we will get a spreadsheet to identify the cost associated with technology, curriculum... etc.

E. Personnel Report, Nadina McFann

There have been two new hires; both are hourly, sub positions. One is for the current open position of hybrid HS math and the other is for upcoming medical leaves. There have been three resignations at Insight. We have posted with Insperity for the following positions; Advisor; hybrid HS math; HS health/PE.

IV. Hoosier Academy- School and Student Outcomes

A. Testing Update Report

Ms. Lamey updated the board on testing results. The IDOE has updated all schools that nothing official for ISTEP results can be shared as they are still embargoed until the state board approves them early next month.

B. Consolidated Plan, Academic Reports

See attached report.

PowerSchool will not sync with our system. PowerSchool is used by other K12 schools for state reporting.

V. Board Development

A. Items for next month:

1. Suspension and Expulsion
2. Insperity insurance and benefits
3. PRF
4. Vision and mission
5. ISTEP/report card
6. Insight renewal
7. Student teacher ratio
8. Tracking tools

Next Board meeting is October 23, 2018, Franklin Rd, at 5.30pm.
Being no further business, the meeting adjourned at 8:01pm
Signatures for Approval of the October 23, 2018 Minutes.

John Marske, Board President

Date

George Giltner, Board Secretary

Date

V. Board Development

A. Items for next month:


1. Suspension and Expulsion
2. Insperity insurance and benefits
3. PRF
4. Vision and mission
5. ISTEP/report card
6. Insight renewal
7. Student teacher ratio
8. Tracking tools

Next Board meeting is October 23, 2018, Franklin Rd, at 5:30pm.

Being no further business, the meeting adjourned at 8:01pm

Signatures for Approval of the October 23, 2018 Minutes.

John Marske, Board President



George Giltner, Board Secretary

Date

Date

11/20/18



Hoosier Academy Indianapolis & the Insight School of Indiana October Community and Marketing Review



Monthly Onsite Hoosier Academies Indianapolis Teacher Q & A and Tour



Join us at the Hoosier Academies Indianapolis Learning Centers to tour our facilities and learn how your student can benefit from K12's high-quality curriculum. School staff will be on hand to answer your questions. Register today!

October 22nd @ MS/HS Learning Center


October 25th @ Lynn Black Elementary

Upcoming: November 13th @ MS/HS Learning Center

November 15th @ Lynn Black Elementary

These events are promoted via lead invitation email, Facebook, school website and the enrollment center.

Hoosier Academies – Indy Promotion



HOOSIER
ACADEMYSM
at INDIANAPOLIS

POWERED BY K12

- HA.K12.com [prospective family calendar](#)
- [Hoosier Academies at K12 – Facebook](#) – Highlighting our staff!
- Student and staff story submissions at [Project Elevate](#)
- Tour and event lead invitations to targeted zip codes
- Enroll Indy event listings
- Indy’s Child November/December highlighting our November Tours
- Paid search terms regarding the schools closing, i.e. “John Marshall High School”

November Community Events



Bowling events will be hosted by staff in:

Indianapolis
Hammond
Fort Wayne
Terre Haute
Evansville
South Bend

November 14th, 3-5p (ET & CT time zones)

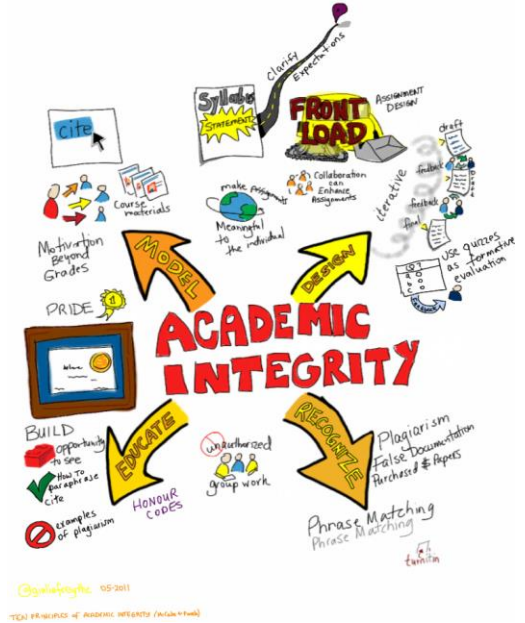


- ✓ Chalkbeat article: [Q & A with Lacy Spears](#)
- ✓ ISIN teacher Sarah Meyer, which was published in the Evansville Courier and Press. Sarah is the publication's Teacher of the Week. In the article, she discusses why she enjoys teaching and gives advice to aspiring educators:
<https://www.courierpress.com/story/news/education/making-the-grade/2018/09/23/teacher-week-sarah-meyer-advises-take-risks-classroom/1290442002/>
- ✓ Stephen Gianotti's class project related to the Holocaust and his interview with survivor Eva Kor published on our Learning Lifftoff blog: <https://www.learninglifftoff.com/holocaust-survivor-eva-kor-interview/>



Academic Report


Board Presentation
October 23rd 2018



HOS Summary HYBRID & ISIN



All School Data Summary	10/3/2017	10/8/2018	
Hybrid K-2 Pass Rate	94%	Not on Tracker	OF
Hybrid 3-5 Pass Rate	42%	Not on Tracker	
Total BBC Attendance		Not on Tracker	
Total Student Enrollment		Not on Tracker	
Hybrid MS Pass Rate	76%	83.1	
Hybrid BBC Attendance		0	
Total Student Enrolled		29	
Hybrid HS Overall Pass Rate	55%	69.2	
Hybrid HS BBC Attendance		52.6	
Total Students Enrolled		71	
ISIN MS Pass Rate	78%	77%	
ISIN MS BBC Attendance	62%	6.3	
Total Students Enrolled		110	
ISIN HS Pass Rate		59.9	
ISIN HS Total Attendance		3.4	
Total Students Enrolled	804	647	



All School Data Summary	10/3/2017	10/10/2018	10/10/2018
Number of grade plans completed 12th ISIN		50%	
Number of grade plans completed 11th ISIN		10%	
Number of grade plans completed 10th ISIN		0%	
Number of grade plans completed 9th ISIN		100%	
Number of grade plans completed 12th Hybrid		100%	
Number of grade plans completed 11th Hybrid		100%	
Number of grade plans completed 10th Hybrid		100%	
Number of grade plans completed 9th Hybrid		100%	
Number of 12th ISIN grade students on track to graduate with 4 year cohort		122	
Number of 11th grade ISIN students on track to graduate with 4 year cohort		117	
Number of 10th grade ISIN students on track to graduate with 4 year cohort		175	
Number of 9th grade ISIN students on track to graduate with 4 year cohort		99	
Number of 11th grade ISIN students on track to graduate with 3 year cohort		15	
Number of 10th grade ISIN students on track to graduate with 3 year cohort		3	
Number of 9th grade ISIN students on track to graduate with 3 year cohort		5	

Counseling



Number of 12th ISIN grade students on track to graduate with 5 year cohort		71
Number of 11th grade ISIN students on track to graduate with 5 year cohort		32
Number of 12th ISIN grade students on track to graduate with 6 year cohort	23	and 2 COC
Number of 11th grade ISIN students on track to graduate with 6 year cohort		14
Number of 12th Hybrid grade students on track to graduate with 4 year cohort		16
Number of 11th grade Hybrid students on track to graduate with 4 year cohort		19
Number of 10th grade Hybrid students on track to graduate with 4 year cohort		18
Number of 9th grade Hybrid students on track to graduate with 4 year cohort		13

Counseling

COACHING AND
COUNSELING



Counseling

Number of 11th Hybrid grade students on track to graduate with 3 year cohort		1
Number of 10th grade Hybrid cohort grade students on track to graduate with 3year cohort		0
Number of 9th grade Hybrid students on track to graduate with 3 year cohort		0
Number of 12th Hybrid grade students on track to graduate with 5 year cohort		0
Number of 11th grade Hybrid students on track to graduate with 5 year cohort		0
Number of 12th Hybrid grade students on track to graduate with 6 year cohort		0
Number of 11th grade Hybrid students on track to graduate with 6 year cohort		0



K-6 Hybrid, Data



Progress rates are lower in 3-5 than K-2.

Progress rates have not pulled correctly into the tracker 2 of the last 4 weeks, making it somewhat challenging to look for consistent trends.

Mindplay growth is at 92% for measured grade levels.

Almost half of our student population (48.89%) has grown one level in Ascend.

We have seen great Mindplay growth in 6th grade (75% of one year's growth as of 10.22.18).

$$\begin{array}{c} 2 > -3 \\ 0.999\dots = 1 \\ \pi \approx 3.14 \\ \sqrt{2} \\ 5^{2^3} \\ 101_2 = 5_{10} \end{array} \quad \begin{array}{c} + \\ - \\ \times \\ \div \end{array}$$



School Improvement Report

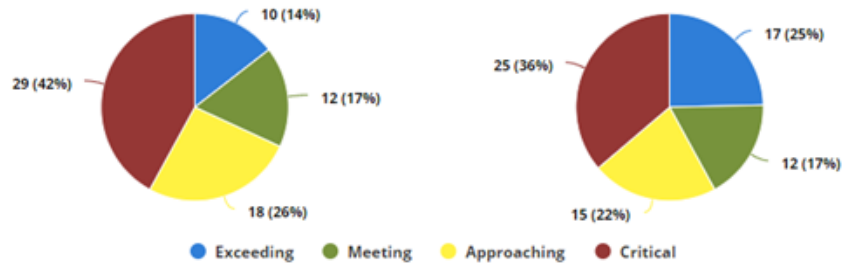
Created: 10/23/18 11:39
Date Range: 8/1/18 - 5/31/19
Hoosier Academies\Hoosier Indianapolis\ (7 classes)

Data Filters
Grade Levels: K,1,2,3,4,5,6
Student Min Usage: 0m

1st Grade Barr, 2nd Grade Beriault, 3rd Grade Lyons (+4 more)

Student Improvement

Shows the student categories from their first test to the last test of the current school year.



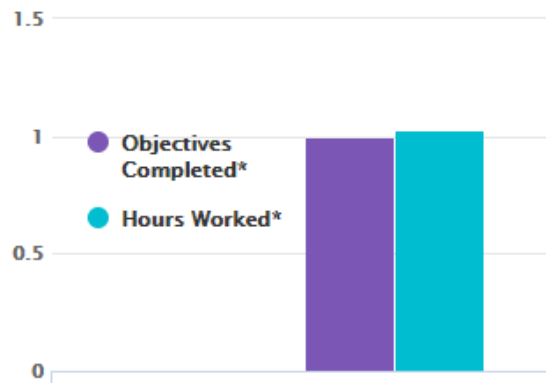
Average Grade Level Improvement



On average, grade 2+ students gained 0.55 grade levels over this time period.



LAST WEEK'S ACTIVITY

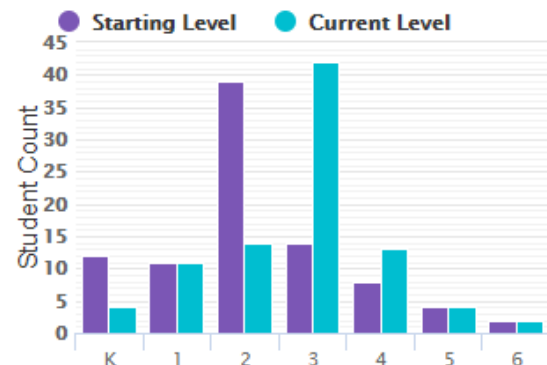


HHS TEACH'S SUMMARY DASHBOARD

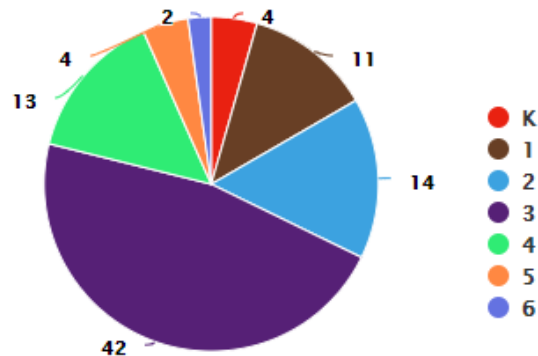
Teacher Dashboard

	Last Week	Since 07/25/18
Objectives Completed	8	2033
Student Logins	8	90
Total Hours Worked	08 h	1448 h

LEVEL GROWTH



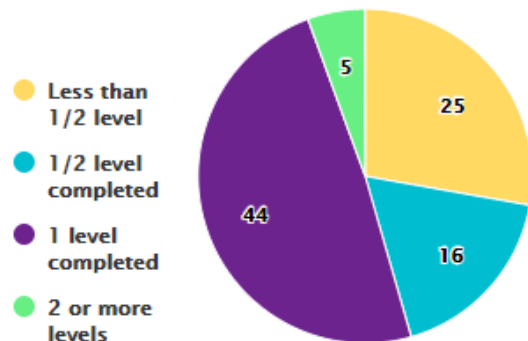
CURRENT LEVEL



STUDENTS WHO COMPLETED LEVELS LAST WEEK

Name	Level	Date

LEVEL COMPLETION



K-6 Hybrid, Actions



We have a master data tracker where we can put all school in one place. I will add to this weekly to continue to seek trends.

We are looking at tracker data together. Teachers are justifying progress rates, especially when something stands out. For instance, teachers with high progress percentages are asked to share what their approach is, and teachers with low progress are asked why they think their rates are low.

Teachers are asked to share data in bi-weekly data meetings on standards-based data.

Teachers held parent-teacher conferences the week before fall break, getting “on the same page” with current student course progress, class attendance, and supplemental program data (Mindplay and Ascend).

K-6 Hybrid Outcome



We have a school culture where sharing is encouraged and highlighted. As teachers are encouraged to share good ideas, they are inspired to try new things and see improvements in their own data.

We are seeing continued growth in Mindplay and Ascend.

Class connect attendance remains steady and high, with attendance percentages ranging from the mid 80's to the mid 90's. Kindergarten got 100% attendance for the week prior 10.8.18.



$$\begin{array}{l} 2 > -3 \\ 0.999... = 1 \\ \pi \approx 3.14 \\ \sqrt{2} \\ 5(2+2) \end{array} \quad \begin{array}{l} + \\ - \\ \times \\ \div \\ \infty \\ 5^2 \\ (1-2)+3 \end{array} \quad \begin{array}{l} 101_2 = 5_{10} \end{array}$$

7-8 Insight, Data

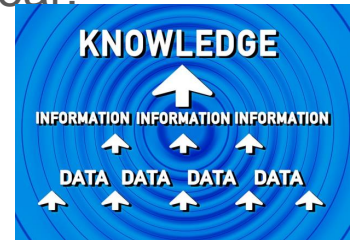
Mindplay growth it at 56%.



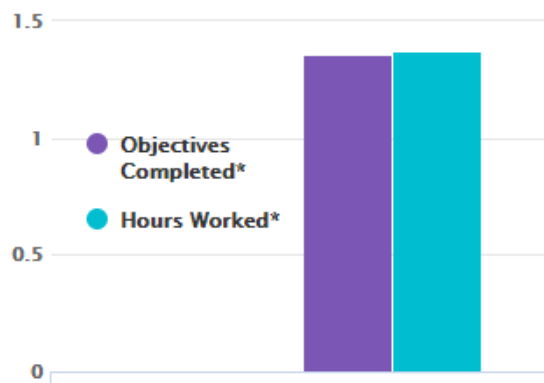
We have reached 100% Ascend AND Mindplay BOY assessment completion thanks to the efforts of the whole team, and specifically our MS advisor, Lynn McCoy!

Course pass rates are similar to last year. We were at 72% last year and are currently at 77% (all courses).

We are experiencing excellent increase in BBC attendance over last year.



LAST WEEK'S ACTIVITY

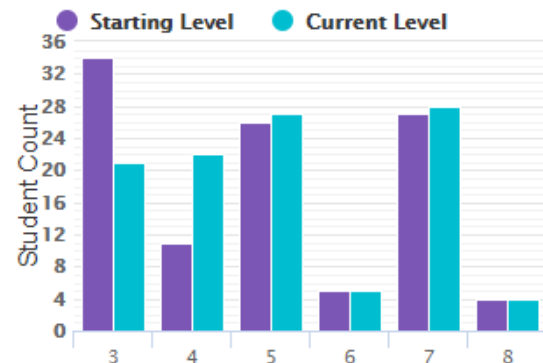


HIMS TEACH'S SUMMARY DASHBOARD

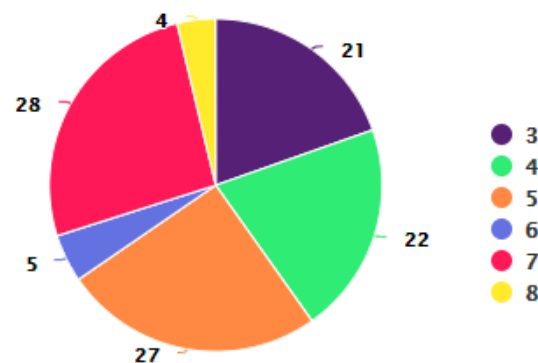
Teacher Dashboard

	Last Week	Since 07/25/18
Objectives Completed	19	1352
Student Logins	14	107
Total Hours Worked	19 h	1983 h

LEVEL GROWTH



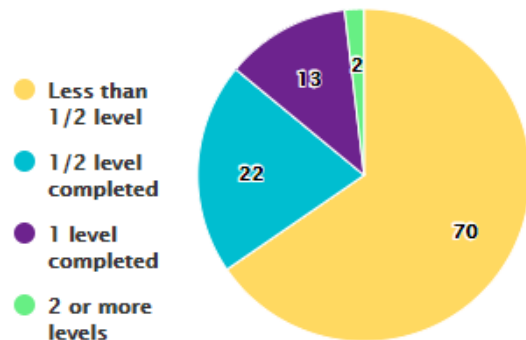
CURRENT LEVEL



STUDENTS WHO COMPLETED LEVELS LAST WEEK

Name Level Date

LEVEL COMPLETION



7-8 Insight

READING



Data Filter: 08/01/2018 - 10/23/2018

Select Report

Export

School Improvement Report

Data Filters

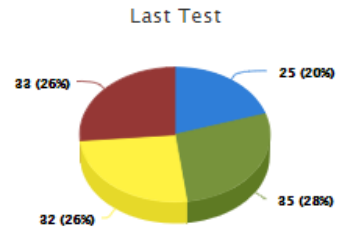
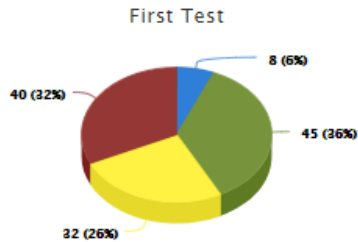
Grade Levels: 7,8
Demographics: All
Learning Requirements: None
Program Access: All
Student Minimum Usage: 00h 00m
Student Maximum Usage: No limit
Test Type: All

Created: 10/23/2018, 1:50:59 PM

Date Range: 08/01/2018 - 10/23/2018

[Hoosier Academics](#)

Insight School of Indiana



Exceeding Meeting Approaching Critical

Exceeding Meeting Approaching Critical

The pie graphs represent the first and last test for each student given between 8/6/2018 - 10/23/2018

Average Grade Level Improvement



On average, grade 2+ students gained 0.56 grade levels over this time period.

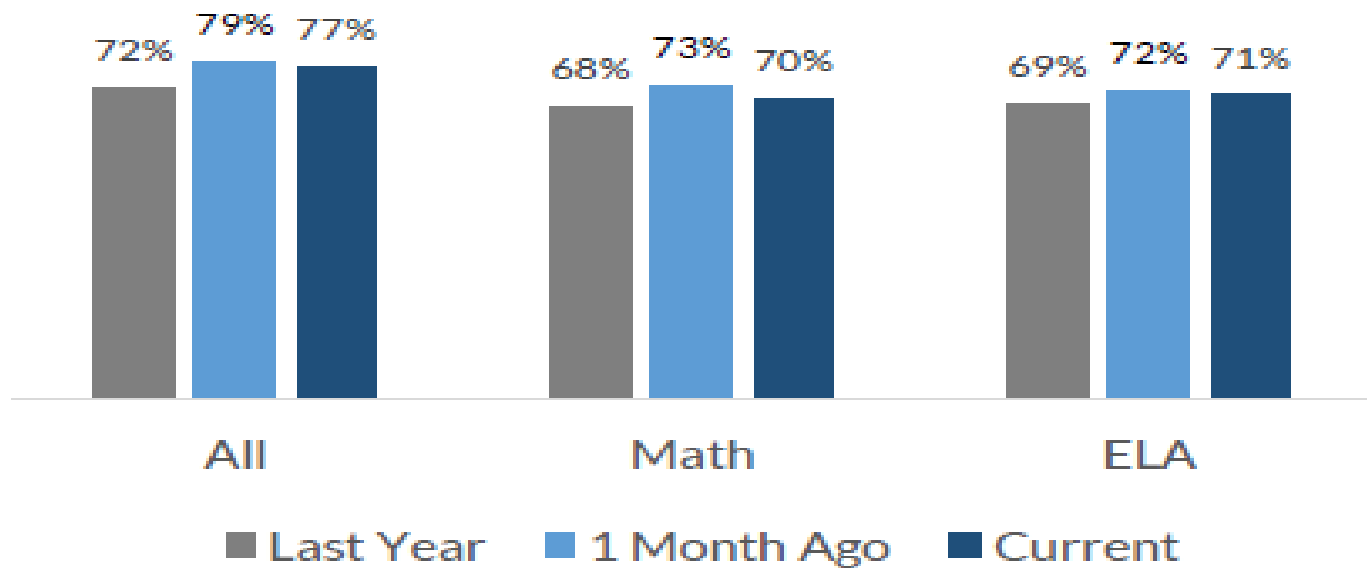


7-8 ISIN MS

Date	BBC Overall 1718	BBC Overall 1819	BBC Math 1718	BBC Math 1819	BBC ELA 1718	BBC ELA 1819	BBC Sci 1718	BBC Sci 1819	BBC His 1718	BBC His 1819
10/3/2018										
10/4/2018										
10/5/2018										
10/6/2018	49.3		46.9		52.7		59.7		55.6	
10/7/2018										
10/8/2018		73.5		80.1		77.9		82.3		81.9

7-8 ISIN

MS



7-8 Insight, Actions

We are setting up data chats with students where they must seek and share their grades and information in Mindplay and Ascend. They must also set goals.

We are incorporating our advisor on certain days in class to help targeted students master assessments they have failed.

Teacher are encouraged to attend community events to increase culture/community (Manufacturing Day).



7-8 Insight, Outcome



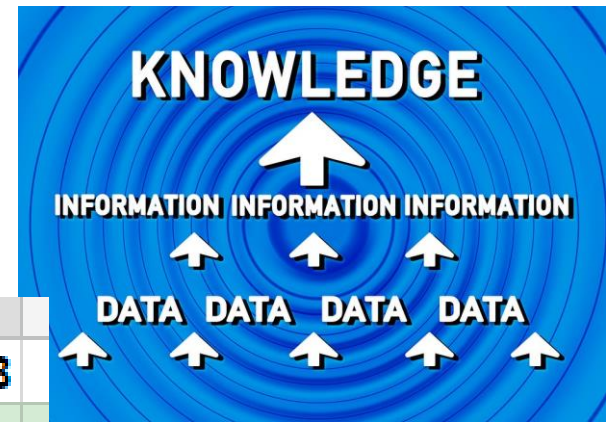
We have seen increases in the number of students passing courses specifically due to our targeted make-up sessions with failing students.

Students are more aware of their grades and expectations.

BBC rates continue to hold strong.

7-8, Hybrid, Data - Summary

HA MS Indy Data Summary	10/24/2018
MS BBC Attendance	NA 0%
MS Total Students Enrolled	29
MS All Course Overall Pass Rate	66.1%
Pass Rate 7th	64.9%
Pass Rate 8th	67.3%
Social Studies Pass Rate	79.2%
Science Pass Rate	57.1%
Math Pass Rate	57.1%
ELA Pass Rate	71.4%



7-8 Hybrid, Actions

Math and Science lower, math skills focus during recent professional development

Brainstorm Strategies:

- Targeted instruction for math students
- Re-teach prior to Ascend login
- Regrouping of students
- Identify missing content skills



7-8 Hybrid, Outcome

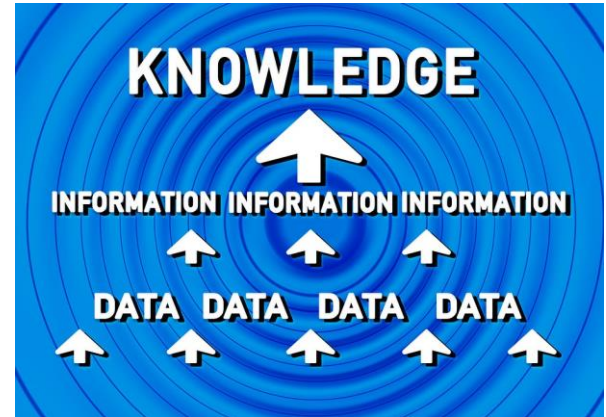


Data Meeting Scheduled 10/24:

Student Breakdowns for ELA and Math have been identified by teachers

Brainstorm Strategies to manage success for each group

- Most at-risk
- Bubble
- Grade Level
- High Ability



9-12 Hybrid, Data - Summary of Data



HA Indy Data Summary	10/24/2018
HS BBC Attendance	NA 0%
HS Total Students Enrolled	71
HS All Course Overall Pass Rate	69%
HS Pass Rate 9th	71.4%
HS Pass Rate 10th	77.5%
HS Pass Rate 11th	65.8%
HS Pass Rate 12th	64.7%
Social Studies Overall HS	74.3%
Science Overall HS	89.7%
Math Overall HS	66.1%
ELA Overall HS	62.8%

$$\begin{array}{l} 2 > -3 \\ 0.999\dots = 1 \\ \pi \approx 3.14 \\ \sqrt{2} \\ 5^{2+} \\ 101_2 = 5_{10} \end{array}$$

9-12 Hybrid, Actions

Teachers have reviewed ISTEP data

Identify students on the bubble - brainstorm:

- Top two reasons students struggle
- Targeted strategies to push these students to passing

Science passing rate 89% - Hands on learning evident in teacher's approach

Discuss the WHY behind this data



9-12 Hybrid, Outcome



Data meeting scheduled 10/24/18:

Student Breakdowns for ELA and Math have been identified by teachers

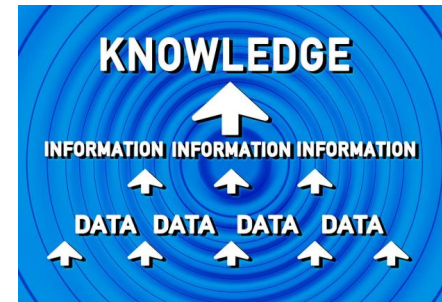
Brainstorm Strategies to manage success for each group

- Most at-risk
- Bubble
- Grade Level
- High Ability

9-12 Insight, Data - Summary of Data



ISIN Data Summary	10/24/2018
HS BBC Attendance	NA 3.4%
HS Total Students Enrolled	647
HS All Course Overall Pass Rate	59.9%
HS Pass Rate 9th	71.5%
HS Pass Rate 10th	42.1%
HS Pass Rate 11th	66.9%
HS Pass Rate 12th	64%
Social Studies Overall HS	NA
Science Overall HS	NA
Math Overall HS	61.9%
ELA Overall HS	59.3%



9-12 Insight, Actions

Focus on 10th Grade overall pass rate

Teachers will review pass/fail rates for block 1

Identify students on the bubble - brainstorm:

- Top two reasons students struggle

- Targeted strategies to push these students to passing



9-12 Insight, Outcome



We are at Baseline with our data and will determine next steps as we accumulate more data.

Teachers continue to develop strategies based on ISTEP and Tracker data.

Lead teacher meetings implemented with Principal and PLT

- Discuss strategies, standard practices, remediation techniques, credit recovery best practices to share with teachers in a consistent format.



SpEd - Data

10.3.18 - Sped BBC Attendance. How is it working for the teachers. Do have positive feedback this year. 18 year old's that are not engaged. Making calls and next steps with FAST for this Attendance as they are bringing down our attendance. They are not bound for compulsory attendance/engagement.

10.10.18 Approximately 40 (25%), with 21 students 18+ or older who are not bound by compulsory attendance. SE students are in Tier 3 for attendance/engagement. Current SE population at Insight is 158 students (20% of total population). For grades 9-12, 72% of SE students are failing 1 or more courses.

10.22.18 Indy HS students are not attending BBC during virtual days. ELA pass rates for SE are 57.1% compared to overall pass rates of 62.8% with Math at 46.2% compared to 66.1% overall.

Literacy Update GR K-3

Study Dog

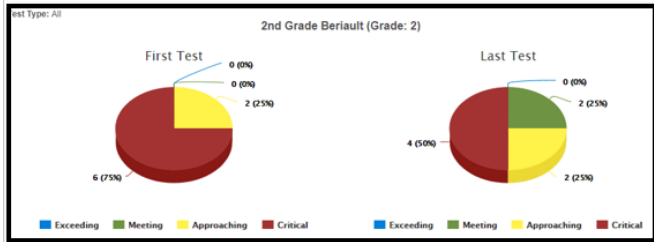
45% average growth for study dog students. (above goal of 25% for quarter 1)

30% average growth for study dog students. (above goal of 25% for quarter 1)

2 students graduated out of study dog and into mindplay based on skills.

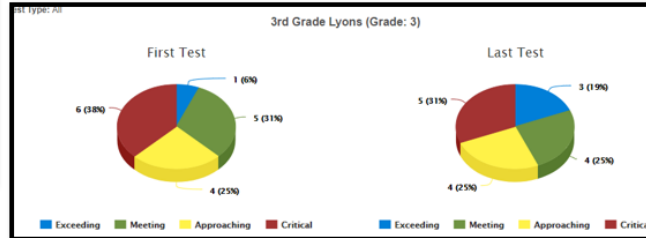
Mindplay (Grades 2 and Up)

2nd Grade



- ▶ Critical students down 25%.
- ▶ Meeting students up 25%.

3rd Grade



- ▶ Critical students down 7%.
- ▶ Exceeding students up 13%.



FAST

Questions, Summary and Outcomes

Data Collected 10-1-18, 10-8,18, 10-15-18:

What action could be taken to improve our % of students with Back on Track (BOT) plans?

FASL's have not been marking the FAST referrals for all BOT plans. They also having been creating BOT plans for ALL referrals. They will begin creating BOT's for all referrals on their caseload. One obstacle is the approval process. Staggering approvals, rathering doing them in batches will help with staggering the due dates and managing the BOT's. **OUTCOME:** Indy improved from 0 to 60%. ISIN from 9.6 to 34%.

What action could we take to improve the number of students completing their ORN course within 5 days of enrollment? We are two Advisors short, so the remaining five are spreading out the caseload until the positions are filled. They will send reminders in their welcome emails and phone calls. FEC will offer recurring CC session on Monday's to nudge new students to complete course. Indy Counselor will direct students to complete during in person orientation. FEC will provide Advisors with a list of students who have not completed the ORN course, so Advisors can follow up. **OUTCOME:** Indy improved from 50% to 60%. ISIN from 65% to 79%.

FAST - Satisfaction Survey - Indy

3rd Pulse Check Survey = Oct. 15th, 132 Responses



	1	2	3	4	5	6	7	
All School	56%	64%	86%					SY1819
	51%	49%	68%	67%	50%	60%	78%	SY1718
New	44%	76%	100%					SY1819
	51%	58%	75%	82%	73%	82%	86%	SY1718
Returning	60%	50%	80%					SY1819
	51%	41%	64%	60%	33%	47%	69%	SY1718
HS	52%	64%	100%					SY1819
	46%	42%	44%	67%	50%	67%	60%	SY1718
MS	65%	64%	75%					SY1819
	46%	67%	75%	45%	38%	36%	83%	SY1718
K5	54%	65%	89%					SY1819
	60%	45%	76%	81%	58%	77%	91%	SY1718

FAST

% of FASL Referrals That Have a Back on Track Plan

10/1/18

IMPROVEMENT



ISIN

Back On Track Plans	K-12	EL	MS	HS
SY % With BOT	● 9.4%		● 0.0%	● 9.6%
Current % With BOT	● 9.4%		● 0.0%	● 9.6%
Students Without BOT		0	2	104

Indy

Back On Track Plans	K-12	EL	MS	HS
SY % With BOT	● 0.0%	● 0.0%	● 0.0%	● 0.0%
Current % With BOT	● 0.0%	● 0.0%	● 0.0%	● 0.0%
Students Without BOT		4	3	3

What action could be taken to improve our % of students with BOT's?



- Don't approve a huge chunk at a time. If they get 50 or 10 in a day, those have the same due dates.
- Everyone may have a different definition of engagement/BOT. Kris, Danyette, Antoine meet to give bullet point examples for next meeting.

FAST

% of FASL Referrals That Have a Back on Track Plan

10/8/18

ISIN

Back On Track Plans	K-12	EL	MS	HS
SY % With BOT	● 9.0%		● 0.0%	● 9.2%
Current % With BOT	● 13.5%		● 0.0%	● 13.6%
Students Without BOT		0	1	103

Indy

Back On Track Plans	K-12	EL	MS	HS
SY % With BOT	● 0.0%	● 0.0%	● 0.0%	● 0.0%
Current % With BOT	● 66.7%	● 80.0%	● 66.7%	● 50.0%
Students Without BOT		1	1	2

How can we get all Tier 2 students set up with a BOT?

Many students have them. They haven't been added into the system. It is realistic to complete all in two weeks.



FAST









10/15/18

% of FASL Referrals That Have a Back on Track Plan

ISIN

Back On Track Plans	K-12	EL	MS	HS
SY % With BOT	 10.5%		 0.0%	 10.6%
Current % With BOT	 33.1%		 0.0%	 34.1%
<i>Students Without BOT</i>		0	4	88

Indy

Back On Track Plans	K-12	EL	MS	HS
SY % With BOT	 22.2%	 26.7%	 22.2%	 16.7%
Current % With BOT	 66.7%	 100.0%	 50.0%	 60.0%
<i>Students Without BOT</i>		0	1	2

FAST

ORN = Welcome to Online Learning Course

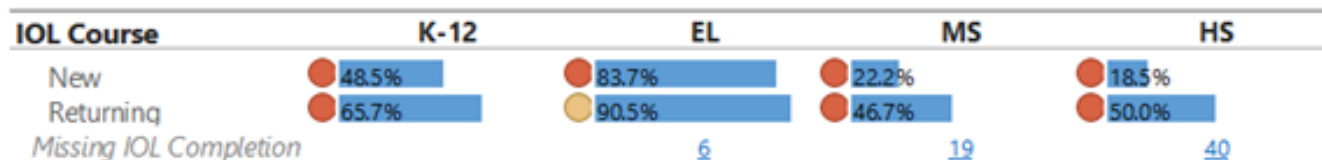
10/1/18

ORN Course Completed within First 5 Days of School

ISIN



Indy



What action could we take to improve the number of students completing their ORN course within the first 5 days?
How does this impact future success?

- Megan can send Advisors a list of new students who haven't completed it. Advisors can pull students into breakout rooms and make them do it.
- Megan can offer a recurring required CC session on Mondays for new students, directing them to complete the course.
- Advisors can include in welcome letter and welcome call.
- Jimmie have students complete during his in person orientation.

FAST

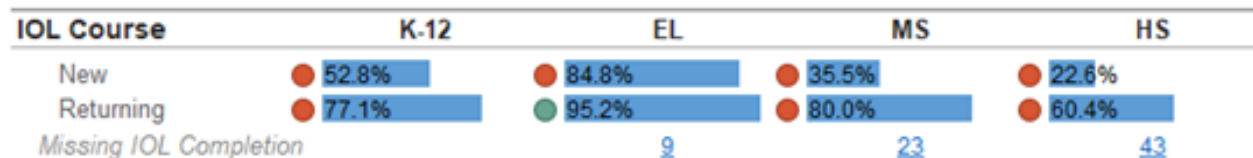
10/8/18

ORN Course Completed within First 5 Days of School

ISIN



Indy



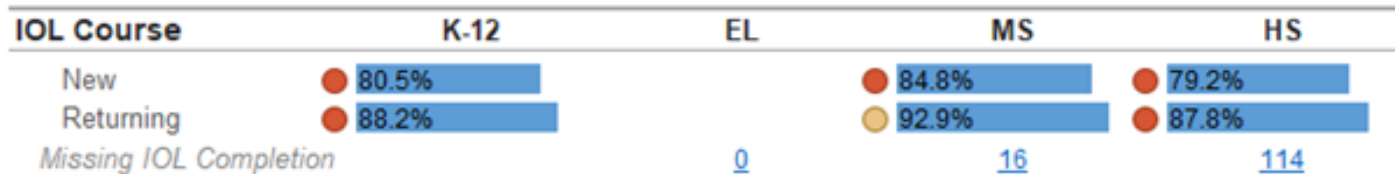
- Are Advisors including reminders in welcome letters and calls? Yes
- ISIN Advisors: Has taking on extra students in your caseload impacted your ability to reach students in breakout rooms who haven't completed their ORN course? And, they would like a list of students who haven't completed their ORN courses, so they know who to follow up with. Kris will have Megan send it to them.
- Jimmie: Are you able to direct students to their ORN course during Orientation? Will follow up with Jimmie.
- Are there any obstacles preventing students from reaching this goal? They would like a list of students who have already been referred by Jordyn and Bell, the advisors who left and they are covering for.

FAST

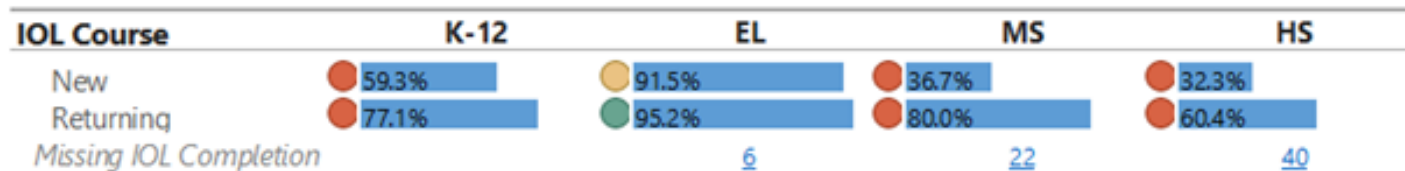
10/15/18

ORN Course Completed within First 5 Days of School

ISIN



Indy





STRONG START

	17-18	18-19
IOL Course Completion	58%	83%
Student Connection Call	92%	97%
Live Student Orientation	88%	94%